

# STL1















The STL1 is dedicated suitable for trucks traveling in long-haul applications. Tread rubber compounding significantly reduces heat build-up. Extremely low rolling resistance improves fuel economy. Variable pitch tread and narrow groove design effectively reduces noise emissions.

## FEATURES & BENEFITS:

- Small notch and sipe design effectively improve water drainage and sound absorption.
- Narrowed central groove increases effective tyre footprint and promotes even wear.
- Design of the two wide main grooves improves water drainage and overall handling.



## PATTERN STL1

Size	Load index	Speed Rating						
445/45R19.5	160	J	B	B	72 	•	•	
435/50R19.5	160	J	B	B	72 	•	•	
385/55R19.5	156	J	B	B	72 	•	•	
385/55R22.5	160(158)	K(L)	B	B	72 	•	•	
385/65R22.5	160(158)	K(L)	B	B	71 	•	•	
385/65R22.5	164(158)	K(L)	B	B	71 	•	•	