

STM1




The STM1 is suitable for short-mid ranged range vehicles driving on mixed service roads. The strengthened bead construction enhances durability.












FEATURES & BENEFITS:

- The open shoulder design allows the tyre to run cool.
- The strengthened shoulder ribs and protrusions within the grooves improve scratch resistance and uniform wear.
- The unique groove design ensures driving stability and improves self-cleaning capabilities.
- The grip angle of the tyre reduces rolling resistance for improved fuel economy.
- Unique tread formula effectively improves puncture resistance.
- The tread pattern grooves improve handling and grip.



PATTERN STM1

Size	Load index	Speed Rating						
265/70R19.5	143/141	J	D	C	75 	•	•	
385/65R22.5	160(158)	K(L)	D	C	72 	•	•	•
445/65R22.5	169	K	D	C	73 	•	•	

 RFID Can be built-in RFID chip, the order needs to be explained in advance.